



Release Date	25-07-20225
Bulletin Type	New Product
Topic	Case Feeder Drums

Overview

C&M now manufactures Case-IH® compatible feeder drums to fit flagship series combine harvesters. There are 2 drums available depending on the series; details are as follows.

Case-IH® Series	Class 7	Class 8	Class 9
120	7120	8120	9120
230	7230	8230	9230
240	7240	8240	9240
250	7250	8250	9250

Part Number	Description	Fitment
CM84294425	Feeder drum 120 230 240 series Other OE number 51552581	All 120 230 & 240 series that use the standard Case-IH U-bar
CM5152615	Feeder Drum late 240 & 250 series	All 250 series and 240 series from 09/17 onwards where feeder chain is supplied as the heavy duty cast slat.

Advantages.

- Made in Australia to exacting standards
- Accepts OE bearing housing and bearings
- Heavy wall drawn welded tube 203mm x 4mm

Key fitment differences.




Case-IH® made a change to the feeder house chain slat design on their flagship machines in later model 240 series and all 250 series machines. Key difference is.




1. 120, 230 & early 240 (up to 09/2017) series feeder house chains were fitted with u-bar slats that were supported in the center of the bar by 3 rings welded to the front feeder drum. This reinforces the u-bar from being deformed or bent during heavy loading of the material in the feeder house.
2. Late 240 (from 09/2017) and all 250 series feeder house chains were fitted with an upgraded cast style slat that had an integrated support web cast into the back of the slat. This extra cast piece took the place of the ring that was welded to the previous design.

The best way to identify which drum to be supplied is to ask the customer if the feeder house chain has heavy cast slats.

1. Heavy cast slat on feeder chain = Yes then CM51552615

2. Heavy cast slat on feeder chain = No then CM84294425
Visual explanation.

CM84294425	QR Code	Fitment
		Suitable for use with feeder house chains fitted with u-bars 7120 8120 9120 7230 8230 9230 7240 8240 9240 Before 9/2017
	CM84294425 Drum fits feeder chains where the slat has a smooth back and the support ring is welded to the drum.	

CM51552615	QR Code	Fitment
		Suitable for use with feeder house chains fitted with heavy duty cast bars 7240 from 09/2017 8240 from 09/2017 9240 from 09/2017 7250 8250 9250 - All
	CM51552615 Drum fits feeder chains where the slat has integrated support and there is no support ring welded to the drum.	